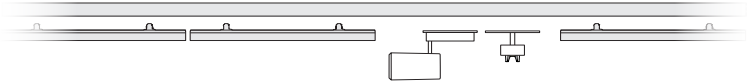

















TECTON LED

METRUM LED

	System	LED-Luminaire	Portfolio
Characteristics	Variety and flexibility		
Concept	Two separate components (trunking and luminaire) 		
Planning	100% flexible placement, positioning and retrofitting of luminaires on the trunking		
Supply	11-pole (power, emergency lighting, controls)		
Mounting	Mechanical and electrical connection of the trunking in one step, followed by simple mechanical attachment of the luminaire to the trunking		
Optics	Wide Beam Narrow Beam Shelf Beam Asymmetrical Beam 	Wide Beam Narrow Beam 	
Colour temperatures	3000 K 4000 K 6500 K 	4000 K 	
Lengths	1171 mm  1463 mm 	2000 mm  3000 mm 	
Spots	VIVO IYON LIVIANO 	LIVIANO-FL-S FACTOR LED 	
Sensors	PST ED-SENS ED-EYE 	PST 	
Emergency luminaires	RESCLITE antipanic RESCLITE escape RESCLITE spot RESCLITE high ceilings 	RESCLITE escape 	
Escape sign luminaires	ONLITE PURESIGN 150 ONLITE CROSSIGN 110 ONLITE CROSSIGN 160 	-	