



ZUMTOBEL



**AMPHIBIA**

RESISTS EVERY ATTACK



## CHALLENGING ENVIRONMENTS? EXCELLENT LIGHT OUTPUT!

Powerful and resilient both on land and in water: 'amphíbios' is an Ancient Greek word meaning 'both kinds of life'. True to its name, the AMPHIBIA moisture-proof luminaire offers excellent light output in challenging industrial applications. Dust-tight and protected against splash water, temperature-resistant and resistant to chemical and mechanical influences, AMPHIBIA is a robust product family suitable for a wide range of tasks.



Made in Austria stands for regional value creation, sustainable processes and superior lighting technology: AMPHIBIA is developed and manufactured at Zumtobel's headquarters in Dornbirn, Austria, to ensure the painstakingly produced luminaire meets the strict quality standards on site.





#### **PMMAPLUS**

Translucent. Brilliant. And with a significantly reduced risk of stress cracks: PMMAplus guarantees excellent breaking resistance in demanding industrial applications, animal husbandry and chemical environments. It is resistant to a number of acids, alkalis, halogens, mineral oils, fats and oils as well as weather- and UV-resistant.

#### **CHEMO**

Chemical-resistant, extremely impact-resistant and durable: in heavy-duty industrial applications, CHEMO ensures stress cracks are a thing of the past, for a very transparent AMPHIBIA luminaire that's resistant to inorganic salts, solvents, fuels, fats and oils.

#### **POLYCARBONATE**

PC – these two letters designate the most mechanically resistant luminaire in the AMPHIBIA portfolio. Polycarbonate (PC) is used in logistics centres, for example, and wherever people or devices could come into contact with the luminaires. It's UV-stable, shock- and chemical-resistant against alcohol, ethanol and hydrogen peroxide.

## INDESTRUCTIBLE MATERIAL. FOR MAXIMUM RESISTANCE.

Whether in the food industry, agriculture and logistics or car parks and pharmaceutical applications, the AMPHIBIA moisture-proof luminaire's sturdy housing and compact design make it perfect for challenging environmental conditions, offering maximum protection from the luminaire diffuser to the cover. Changing ambient temperatures? Expanding material?

No problem! AMPHIBIA maintains its full resistance – to temperature, impact and chemicals.

### **MECHANICALLY STABLE**

Thanks to its compact design and impact resistance rating of up to IK08, AMPHIBIA is resistant to mechanical shocks.

### **CHEMICAL- RESISTANT**

AMPHIBIA is resistant to a wide range of chemical substances, from acids, bases and halogens to solvents, fats and oils.

### **TEMPERATURE- RESISTANT**

From a frosty  $-40^{\circ}\text{C}$  to an extremely hot  $+54^{\circ}\text{C}$ , the uniform material composition of the luminaire diffuser and cover ensures AMPHIBIA remains fully functional at all times, even in extreme ambient temperatures.

### **Certified protection:**

Optimal conditions for the automotive industry: The independent Fraunhofer Institute has certified AMPHIBIA for LABS-compliant use. Painting processes run in an environment without paint wetting impairment substances (LABS) and are generally error-free.

The German Agricultural Society (Deutsche Landwirtschafts-Gesellschaft, DLG) has certified AMPHIBIA PMMAplus as suitable for use in animal husbandry thanks to its high resistance to ammonia.





Drip Edge effect

Gradient > 15°

Smooth surfaces  
and round corners

## SMART DESIGN – DIRT AND DUST DON'T STAND A CHANCE.

Too sloped for dust and dirt particles: AMPHIBIA prevents deposits from forming in the first place. On areas with a smooth surface and a gradient of more than 15°, not even the tiniest specks of dust or dirt will stick. Waste water simply drains off – thanks to round corners with the Drip Edge effect. There isn't even a mounting clip to disturb the smooth surface. AMPHIBIA is IP66-rated – for long-lasting, clean optics and excellent light output.

### INVISIBLE ONCE CLICKED IN PLACE

AMPHIBIA has solved something that poses a real challenge on many luminaires with a clever trick: InvisiClick is the name of the innovative technology connecting the cover and the luminaire diffuser. Completely hidden, with no spring clips or indentations on the smooth luminaire surface, there's no chance of any dust or dirt sticking.

### EASY TO CLEAN AND FOOD-SAFE

Thanks to IP66 protection, AMPHIBIA is not only dust-proof, but is also protected against strong jets of water. Round corners and smooth surfaces with a gradient of more than 15° allow water to simply drip off. This allows high-pressure cleaners to be used – and makes the luminaire both easy and effective to clean. Drip Edge effect guides dust and water into the depths.

ECOLAB, a leading provider of industrial hygiene solutions, has confirmed the resistance of AMPHIBIA PMMAplus and AMPHIBIA CHEMO to common cleaning agents in the food industry, including disinfectants, alkalis and acidic limescale removers.

AMPHIBIA even meets the strict hygiene requirements of the food industry and is suitable for HACCP-compliant use.









## PRECISE LIGHT. FOR A WIDE RANGE OF VISUAL TASKS.

From high-ceilinged halls and low-ceilinged rooms, to large spaces and narrow corridors, the beam characteristics of the AMPHIBIA luminaires are as varied as the application situations for which they are used. From wide to asymmetrical: four different settings offer homogeneous, glare-free light for every room. The powerful LED modules can be individually adjusted for precise light beams and excellent luminaire efficiency of up to 179 lm/W.



### Narrow Beam (NB)

Optimal illuminances from up to eight metres in height: narrow-beam light distribution is perfect for high-ceilinged production and logistics halls, delivering precise illumination for both the individual shelf surfaces and the hall floor.



### Medium Beam (MB)

For rooms four to six metres high in production and logistics buildings, the medium beam setting produces the best results with maximum luminaire efficiency.



### Wide Beam (WB)

Even at low mounting heights - room heights of between two and a half and four metres - wide-beam light distribution provides uniform lighting for production areas, shelf spaces and corridors.



### Asymmetric Beam (AB)

Asymmetric-beam light offers high vertical illuminances for improved visual comfort in rooms with ceiling heights of up to four metres. It's particularly suitable for car parks with ceiling heights of up to two-and-a-half metres: here, AMPHIBIA easily meets all the specifications and the required cylindrical illuminances for parking spaces.






## **FLEXIBLE MOUNTING. FOR LIGHT TAILORED TO MEET YOUR NEEDS.**

Whether surface-mounted or suspended, ceiling- or wall-mounted, as an individual luminaire or as part of the TECTON continuous-row lighting system, AMPHIBIA offers light tailored to meet your needs. Installation of the moisture-proof luminaire is as flexible and versatile as the lighting requirements of the customers themselves. The smart industrial design ensures the luminaire can be fully installed and securely positioned in just a few steps.



InvisiClick: Fastening of the cover



Flexible wiring



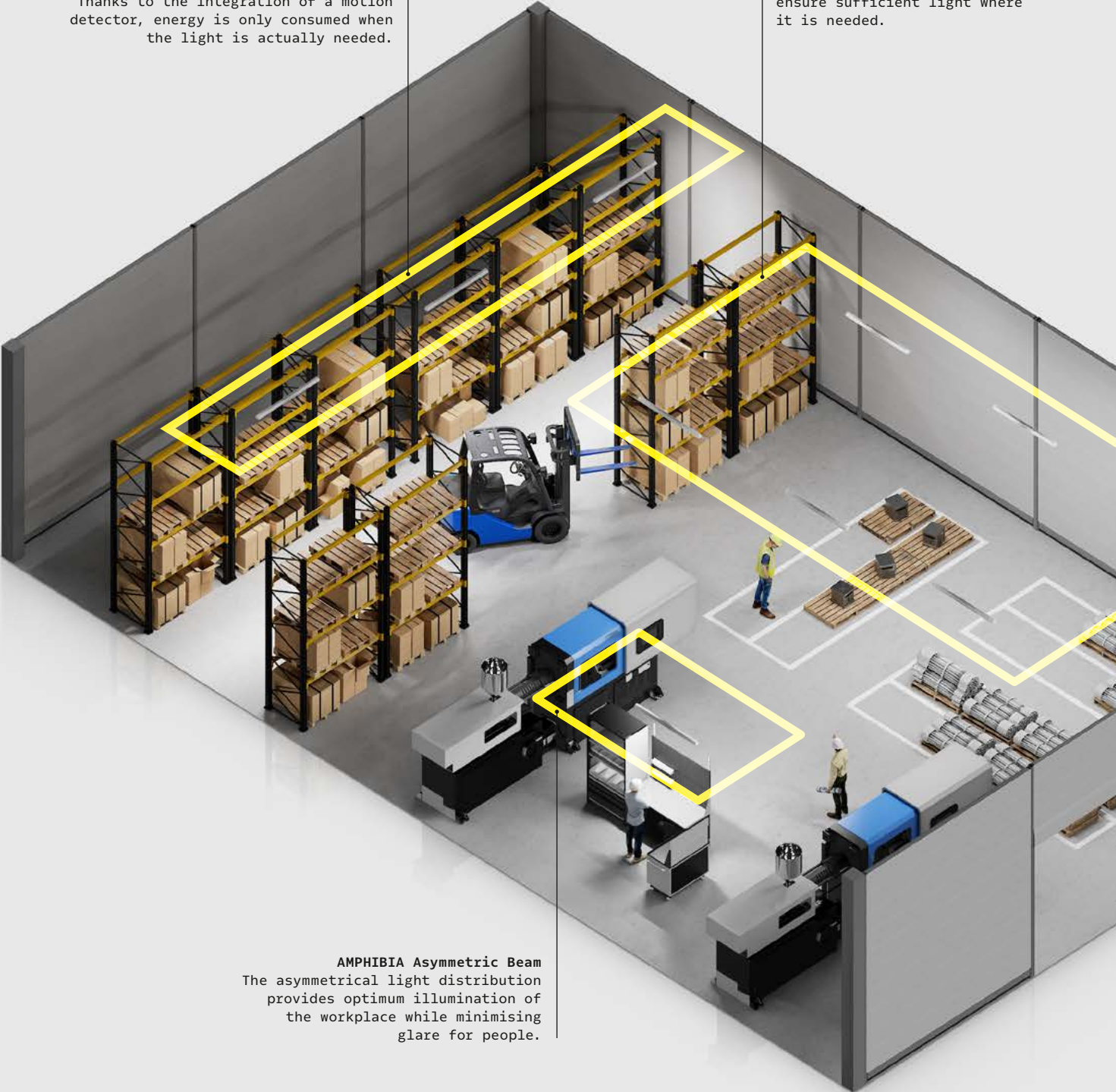
Large range of movement



Mounting on TECTON IP20 and IP64 trunking

**AMPHIBIA Narrow Beam**  
 With its narrow beam light distribution, AMPHIBIA ensures that high shelves are illuminated in a targeted manner. Thanks to the integration of a motion detector, energy is only consumed when the light is actually needed.

**AMPHIBIA Medium and Wide Beam**  
 Wide beam light distribution along the aisle and medium beam illumination at the edge ensure sufficient light where it is needed.



**AMPHIBIA Asymmetric Beam**  
 The asymmetrical light distribution provides optimum illumination of the workplace while minimising glare for people.


**ENERGY SAVING POTENTIAL**

<b>Switchable</b>	Microwave sensor with Wireless module, local control (MWBC)	up to <b>70%</b>
<b>Dimmable</b>	Wireless module, local and central control (BC)	up to <b>60%</b>
<b>On/Off</b>	Microwave sensor without light management	up to <b>50%</b>



# INTELLIGENT CONNECTIVITY FOR CONTEMPORARY LIGHTING

Wireless control and connection. Simply via app and without extra wiring. From manual switching on and off to time-, presence- and light-dependent light control via sensors inside or outside the luminaire. Individually or grouped. AMPHIBIA with integrated basicDIM Bluetooth® wireless module makes this possible.



## STATE-OF-THE-ART TECHNOLOGY

basicDIM Wireless uses Casambi's well-established lighting control solution, which combines advanced, energy-saving Bluetooth® Low Energy technology with a mesh network in which the system intelligence is replicated at every node. This means it is free of weak points and operates autonomously.

---

### Bluetooth® Mesh network

---

up to 15m distance between the lights

---

up to 20m distance to the mobile control unit

---

up to 250 radio nodes per network

---

any number of networks

---

### Further information:



Planning advice

### 4remote BT app for basicDIM Wireless solutions:




Apple  
(App Store)



Android  
(Google Play)



Saminapark, Frastanz | AT



Saminapark, Frastanz | AT



Fischer Neumarkt | IT



**AMPHIBIA LINEAR**



**AMPHIBIA ROUND**

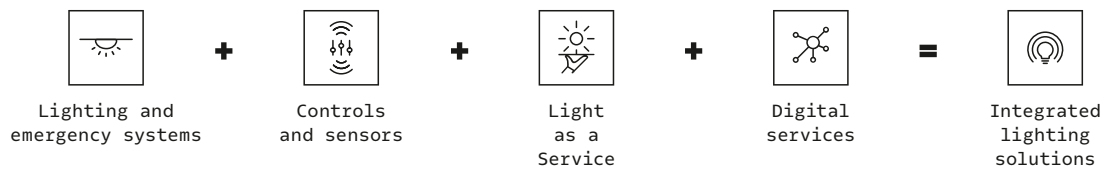


<b>Mounting type</b>	Surface-mounted, pendant, TECTON compatible	Mounting via standard V2A spring clips to ceilings or walls = surface-mounted
<b>Dimension</b>	1100 x 92 x 92 mm, 1600 x 92 x 92 mm (L x W x H)	Ø 390 mm, Ø 680 mm
<b>Housing material</b>	Polycarbonate (PC), Polymethylmethacrylate, (PMMAplus), shock resistant (CHEMO)	Catches of rust-free steel (V2A), or optionally of plastic (PC)
<b>Luminaire lumious flux</b>	2900 lm, 4000 lm, 4600 lm, 6400 lm, 8000 lm, 10000 lm	3000 lm, 5600 lm
<b>Colour temperature</b>	3000 K, 4000 K, 6500 K	3000 K, 4000 K
<b>Light distribution</b>	Narrow, Medium, Wide, asymmetric	Wide Beam
<b>Controls</b>	Switchable, DALI, wireless (bmLINK)	DALI
<b>Emergency lighting</b>	Self-contained (E3, E3D), Central power supply	Central power supply
<b>Temperature range</b>	PC: -40 °C to +54 °C PMMAplus: -10 °C to +35 °C CHEMO: -25 °C to +35 °C	PC: -25 °C to +35 °C
<b>Certification</b>	PC: HACCP PMMAplus: HACCP, DLG, ecoLAB CHEMO: HAACP	-
<b>Typical application</b>	PC: Parkings, technical rooms PMMAplus: Food industry, agriculture, production CHEMO: Metal working, production	Car parks (particularly good for entrances, exits or ticket machines) and industrial applications



Detailed information on the chemical resistance of the materials and their suitability for the various areas of application.

# T H E L I G H T



[zumtobel.com/contact](https://zumtobel.com/contact)